

Drive Test Report

March 2017

Jhansi

Methodology:

Drive test was conducted in Jhansi City & surrounding areas from 9:00 AM to 5 PM from 21st to 22nd March 2017. The total drive test covered was approximately 160 km over a period of 2 days. A total of ~2604 calls were made for Six 2G networks, Four 3G networks and two CDMA networks covering eight operators.



1

City-Level
Performance

2

Area-Level
Performance

3

Analysis

4

Summary
and
Highlights

5

Appendix
I. Methodology
II. Benchmarking
KPIs
III. Coverage
IV. Receive (Rx)
Quality
V. City-Level
Ranking
VI. City-Level KPI

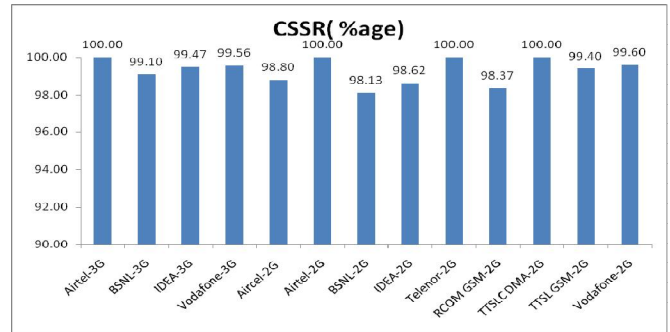
City-Level Details

Operator Performance against Key Performance Indicators :

1. Call Setup Success Rate, 2. Blocked Call Rate, 3. Call Drop Rate, 4. Rx Quality

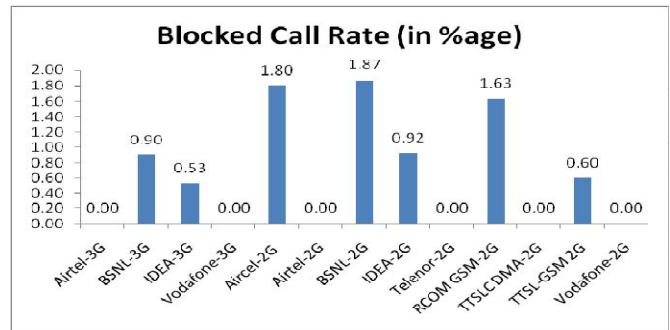
All operators have met the Call Setup Success Rate benchmark of $\geq 95\%$

Refer. Fig 1



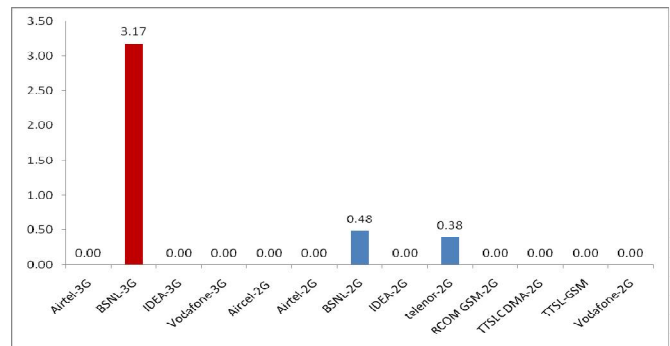
All operators have met the Blocked call Rate benchmark of $\leq 3\%$

Refer. Fig 2



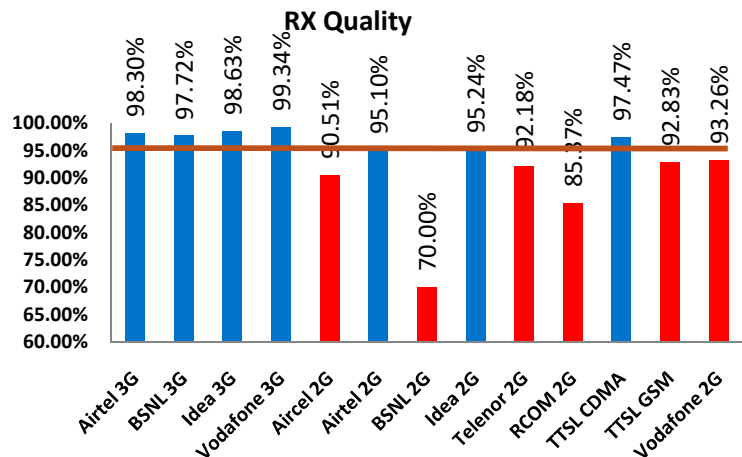
BSNL 3G have not met the Call Drop Rate benchmark of $\leq 2\%$.

Refer. Fig 3



Airtel 2G,BSNL2G ,Telenor 2G,RCOM-2G,TTSL GSM 2G,Voafone 2G have not meet the Rx Quality benchmark of $\geq 95\%$. All other Operators have met it.

Refer. Fig 4



Legends Threshold for each KPI are considered as per TRAI guidelines
Current Drive: August 2016

Operator meeting the benchmark

Operator not meeting the benchmark

Abbreviation / Definition:

CSSR (benchmark $\geq 95\%$) :

BCR (benchmark $\leq 3\%$):

CDR (benchmark $\leq 2\%$):

Good RxQuality (benchmark $\geq 95\%$): 2G (RxQual ≤ 5), 3G (EcNo ≥ -15 dBm), CDMA (FER $\leq 4\%$)

Call Setup Success Rate

Blocked Call Rate

Call Drop Rate

Ancillary Details

City-Level KPI details

Call Events	Operators (Summary)												
	Airtel-3G	BSNL-3G	IDEA-3G	Vodafone-3G	Aircel-2G	Airtel-2G	BSNL-2G	IDEA-2G	Telenor-2G	RCOM GSM-2G	TTSLC DMA-2G	TTSL GSM-2G	Vodafone-2G
Call Attempt	360.00	345.00	216.00	335.00	353.00	359.00	382.00	346.00	373.00	394.00	349.00	356.00	
Blocked Call Rate	0.00	0.90	0.53	0.00	1.80	0.00	1.87	0.92	0.00	1.63	0.00	0.60	0.00
CSSR (Accessibility)	100.00	99.10	99.47	99.56	98.80	100.00	98.13	98.62	100.00	98.37	100.00	99.40	99.60
Dropped Call Rate	0.00	3.17	0.00	0.00	0.00	0.00	0.48	0.00	0.38	0.00	0.00	0.00	0.00
Mobility HOSR	100.00	NA	NA	NA	98.84	100.00	93.13	99.04	98.21	99.73	100.00	91.80	100.00
Rx Quality	98.30	97.72	98.63	99.34	90.51	95.10	70.00	95.24	92.18	85.37	97.47	92.83	93.26