

Drive Test Report

February 2017

Jaipur

Methodology:

Drive test was conducted in Jaipur City & surrounding areas from 9:00 AM to 5 PM from 21st to 23rd February 2017. The total drive test covered was approximately 260 km over a period of 3 days. A total of ~4168 calls were made for Six 2G networks, Four 3G networks and two CDMA networks covering eight operators .



1

City-Level
Performance

2

Area-Level
Performance

3

Analysis

4

Summary
and
Highlights

5

Appendix
I. Methodology
II. Benchmarking
KPIs
III. Coverage
IV. Receive (Rx)
Quality
V. City-Level
Ranking
VI. City-Level KPI

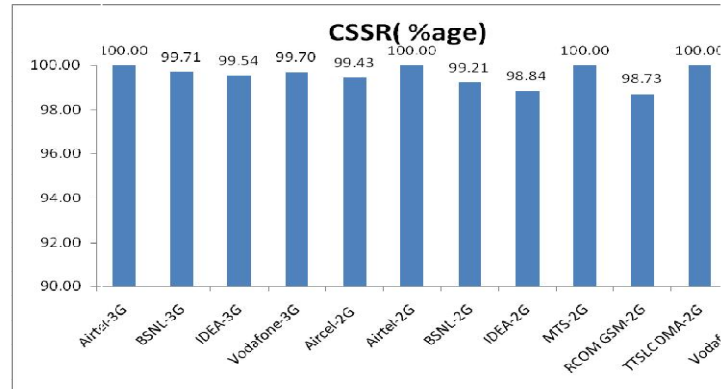
City-Level Details

Operator Performance against Key Performance Indicators :

1. Call Setup Success Rate, 2. Blocked Call Rate, 3. Call Drop Rate, 4. Rx Quality

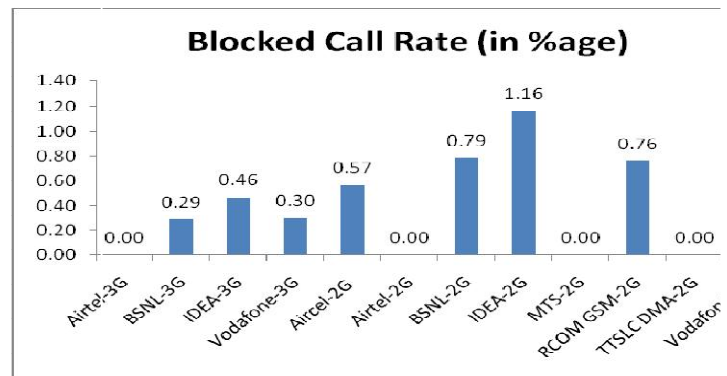
All operators have met the Call Setup Success Rate benchmark of $\geq 95\%$

Refer. Fig 1



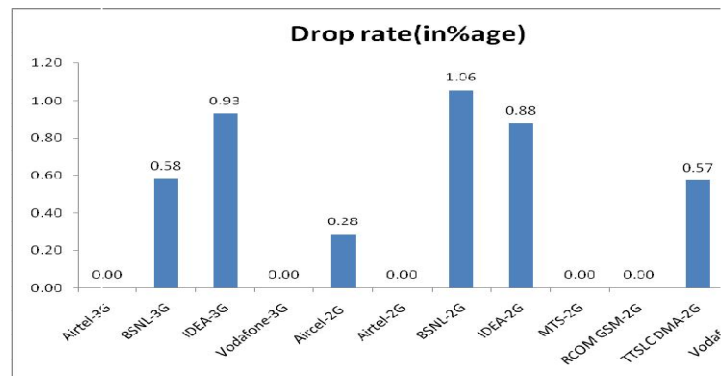
All operators have met the Blocked call Rate benchmark of $\leq 3\%$

Refer. Fig 2



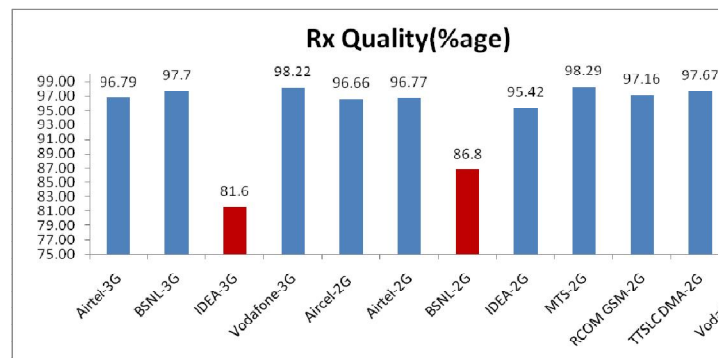
All operators have met the Call Drop Rate benchmark of $\leq 2\%$

Refer. Fig 3



Idea 3G and BSNL 2G have not meet the Rx Quality benchmark of $\geq 95\%$. All other Operators have met it.

Refer. Fig 4



Legends Threshold for each KPI are considered as per TRAI guidelines
Current Drive: August 2016

Operator meeting the benchmark

Operator not meeting the benchmark

Abbreviation / Definition:

CSSR (benchmark $\geq 95\%$) :

BCR (benchmark $\leq 3\%$):

CDR (benchmark $\leq 2\%$):

Good RxQuality (benchmark $\geq 95\%$): 2G (RxQual ≤ 5), 3G (EcNo ≥ -15 dBm), CDMA (FER $\leq 4\%$)

Call Setup Success Rate

Blocked Call Rate

Call Drop Rate

Ancillary Details

City-Level KPI details

| | Operators (Summary) | | | | | | | | | | | |
|----------------------|---------------------|---------|---------|-------------|-----------|-----------|---------|---------|--------|-------------|--------------|-------------|
| Call Events | Airtel-3G | BSNL-3G | IDEA-3G | Vodafone-3G | Aircel-2G | Airtel-2G | BSNL-2G | IDEA-2G | MTS-2G | RCOM GSM-2G | TTSLC DMA-2G | Vodafone-2G |
| Call Attempt | 360.00 | 345.00 | 216.00 | 335.00 | 353.00 | 359.00 | 382.00 | 346.00 | 373.00 | 394.00 | 349.00 | 356.00 |
| Blocked Call Rate | 0.00 | 0.29 | 0.46 | 0.30 | 0.57 | 0.00 | 0.79 | 1.16 | 0.00 | 0.76 | 0.00 | 0.00 |
| CSSR (Accessibility) | 100.00 | 99.71 | 99.54 | 99.70 | 99.43 | 100.00 | 99.21 | 98.84 | 100.00 | 98.73 | 100.00 | 100.00 |
| Dropped Call Rate | 0.00 | 0.58 | 0.93 | 0.00 | 0.28 | 0.00 | 1.06 | 0.88 | 0.00 | 0.00 | 0.57 | 0.00 |
| Mobility HOSR | NA | 100.00 | NA | 100.00 | 100.00 | 100.00 | 99.50 | 99.19 | 100.00 | 100.00 | 99.93 | 100.00 |
| Rx Quality | 96.79 | 97.70 | 81.60 | 98.22 | 96.66 | 96.77 | 86.80 | 95.42 | 98.29 | 97.16 | 97.67 | 95.27 |